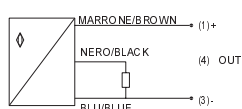


Diametro 32 mm liscio e filettato
Diametro 34 mm liscio e filettato

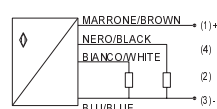
- serie amplificati C.C.
- serie amplificati C.A.

TIPI - TYPES	C.C. Amplificati - D.C. Amplified					
<p>Ø 32-34 M 32 x 1,5 M 34 x 1,5</p> <p>CARATTERISTICHE FEATURES</p>						
Schermato - <i>Shielded</i>	●	●	●			
Non schermato - <i>Unshielded</i>				●	●	
Portata nominale - <i>Nominal sensing distance</i>	2 ÷ 20 mm	2 ÷ 20 mm	2 ÷ 20 mm	3 ÷ 30 mm	3 ÷ 30 mm	
Tensione di alimentazione - <i>Supply voltage</i>	10 ÷ 30 Vdc					
Ondulazione residua - <i>Ripple</i>	≤ 10%					
Corrente massima di carico - <i>Maximum load current</i>	200 mA					
Caduta di tensione - <i>Voltage drop</i>	≤ 3 V @ 200 mA					
Assorbimento - <i>Power consumption</i>	≤ 15 mA					
Ripetibilità - <i>Repeatability</i>	< 10% della portata nominale - <i>nominal sensing distance</i>					
Isteresi - <i>Hysteresis</i>	2 ÷ 15% Sn					
Frequenza di commutazione - <i>Switching frequency</i>	60 Hz					
Protezione al corto circuito - <i>Short circuit protection</i>	Sì - Yes					
Led di segnalazione - <i>Status output led</i>	Sì - Yes					
Temperatura di funzionamento - <i>Working temperature</i>	-25 ÷ +70 °C					
Grado di protezione - <i>IP rating</i>	IP65 (con connettore montato - <i>with connector mounted</i>)					
Custodia - <i>Housing</i>	Ottone nichelato - <i>Nickel plated brass</i>			ABS		
Connessione - <i>Connection</i>	Cavo 2 m 2 m cable	Cavo 2 m 2 m cable	Connettore M12 M12 connector	Cavo 2 m 2 m cable	Connettore M12 M12 connector	
Collegamento - <i>Linking</i>	3x0,35 mm ² 4x0,35 mm ²	3x0,35 mm ² 4x0,35 mm ²	C5-C6-C7-L7-C9-L9	3x0,35 mm ² 4x0,35 mm ²	C5-C6-C7-L7-C9-L9	
PNP-NO	(1)	K01G32PO	K0132POC5	K0132POC4	K14EG32PO	K14E32POC5
PNP-NC	(1)	K01G32PC	K0132PCC5	K0132PCC4	K14EG32PC	K14E32PCC5
PNP-SC	(4)	K01G32PSC	K0132PSCC5	K0132PSCC4	K14EG32PSC	K14E32PSCC5
NPN-NO	(2)	K01G32NO	K0132NOC5	K0132NOC4	K14EG32NO	K14E32NOC5
NPN-NC	(2)	K01G32NC	K0132NCC5	K0132NCC4	K14EG32NC	K14E32NCC5
NPN-SC	(5)	K01G32NSC	K0132NSCC5	K0132NSCC4	K14EG32NSC	K14E32NSCC5
C.A. NO	(7)	-	-	-	-	-
C.A. NC	(7)	-	-	-	-	-

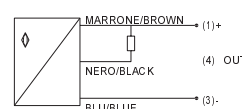
SCHEMI DI COLLEGAMENTO - CONNECTION DIAGRAMS



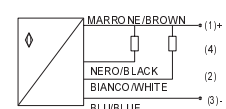
162 ① PNP



④ PNP



② NPN



⑤ NPN



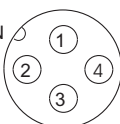
32 mm diameter smooth and threaded
34 mm diameter smooth and threaded

- Amplified D.C. series
- Amplified A.C. series

C.C. Amplificati - D.C. Amplified						
●	●	●	●	●	●	●
3 ÷ 30 mm	3 ÷ 30 mm	3 ÷ 30 mm	3 ÷ 30 mm	3 ÷ 30 mm	3 ÷ 30 mm	3 ÷ 30 mm
10 ÷ 30 Vdc						
≤ 10%						
200 mA						
≤ 3 V @ 200 mA						
≤ 15 mA						
< 10% della portata nominale - nominal sensing distance						
2 ÷ 15 % Sn						
60 Hz						
Si - Yes						
Si - Yes						
-25 ÷ +70 °C						
IP65 (con connettore montato - with connector mounted)						
Teflon-PTFE		ABS		Teflon-PTFE		ABS
Cavo 2 m 2 m cable	Connettore M12 M12 connector	Cavo 2 m 2 m cable	Connettore M12 M12 connector	Cavo 2 m 2 m cable	Connettore M12 M12 connector	Cavo 2 m 2 m cable
3x0,35 mm ² 4x0,35 mm ²	C5-C6-C7-L7-C9-L9	3x0,35 mm ² 4x0,35 mm ²	C5-C6-C7-L7-C9-L9	3x0,35 mm ² 4x0,35 mm ²	C5-C6-C7-L7-C9-L9	3x0,35 mm ² 4x0,35 mm ²
K15EG32PO	K15E32POC5	K20EG32PO	K20E32POC5	K21EG32PO	K21E32POC5	K20EG34PO
K15EG32PC	K15E32PCC5	K20EG32PC	K20E32PCC5	K21EG32PC	K21E32PCC5	K20EG34PC
K15EG32PSC	K15E32PSCC5	K20EG32PSC	K20E32PSCC5	K21EG32PSC	K21E32PSCC5	K20EG34PSC
K15EG32NO	K15E32NOC5	K20EG32NO	K20E32NOC5	K21EG32NO	K21E32NOC5	K20EG34NO
K15EG32NC	K15E32NCC5	K20EG32NC	K20E32NCC5	K21EG32NC	K21E32NCC5	K20EG34NC
K15EG32NSC	K15E32NSCC5	K20EG32NSC	K20E32NSCC5	K21EG32NSC	K21E32NSCC5	K20EG34NSC
-	-	-	-	-	-	-
-	-	-	-	-	-	-

SCHEMI DI COLLEGAMENTO - CONNECTION DIAGRAMS

1+ MARRONE / BROWN
 4 OUT NERO / BLACK
 3- BLU / BLUE



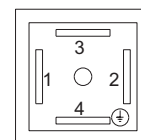
C5-C6-C7-L7 CC/DC

1+ MARRONE / BROWN
 2 NC OUT BIANCO/WHITE
 3- BLU / BLUE
 4 NO OUT NERO / BLACK

C5-C6-C9-L9 CC/DC


1+ MARRONE / BROWN
 4 OUT NERO / BLACK
 3- BLU / BLUE

C4 CC/DC



1+ MARRONE / BROWN
 2 NC OUT BIANCO/WHITE
 3- BLU / BLUE
 4 NO OUT NERO / BLACK

C4 CC/DC

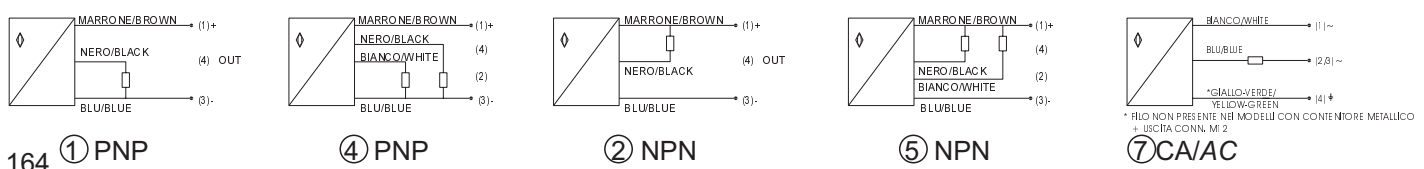


Diametro 32 mm liscio e filettato
Diametro 34 mm liscio e filettato

- serie amplificati C.C.
- serie amplificati C.A.

TIPI - TYPES	C.C. - D.C.		C.A. Amplificati - A.C. Amplified		
M 30 x 1,5					
CARATTERISTICHE FEATURES					
Schermato - <i>Shielded</i>		●	●	●	
Non schermato - <i>Unshielded</i>	●				●
Portata nominale - <i>Nominal sensing distance</i>	4 ÷ 35 mm	2 ÷ 20 mm	2 ÷ 20 mm	2 ÷ 20 mm	3 ÷ 30 mm
Tensione di alimentazione - <i>Supply voltage</i>	10 ÷ 30 Vdc	20 ÷ 220 Vac			
Ondulazione residua - <i>Ripple</i>	≤ 10%	-			
Corrente massima di carico - <i>Maximum load current</i>	200 mA	15 ÷ 400 mA			
Caduta di tensione - <i>Voltage drop</i>	≤ 3 V @ 200 mA	< 6 Vac			
Assorbimento - <i>Power consumption</i>	≤ 15 mA	< 2,5 mA			
Ripetibilità - <i>Repeatability</i>	< 10% della portata nominale - <i>nominal sensing distance</i>				
Isteresi - <i>Hysteresis</i>	2 ÷ 15% Sn	2 ÷ 15% Sn			
Frequenza di commutazione - <i>Switching frequency</i>	60 Hz	60 Hz			
Protezione al corto circuito - <i>Short circuit protection</i>	Sì - Yes	No			
Led di segnalazione - <i>Status output led</i>	Sì - Yes	Sì - Yes			
Temperatura di funzionamento - <i>Working temperature</i>	-25 ÷ +70 °C	-25 ÷ +70 °C			
Grado di protezione - <i>IP rating</i>	IP65 (con connettore montato - <i>with connector mounted</i>)				
Custodia - <i>Housing</i>	Teflon-PTFE	Ottone nichelato - <i>Nickel plated brass</i>			ABS
Connessione - <i>Connection</i>	Cavo 2 m 2 m cable	Cavo 2 m 2 m cable	Connettore M12 M12 connector	Connettore C4 C4 connector	Cavo 2 m 2 m cable
Collegamento - <i>Linking</i>	3x0,35 mm ² 4x0,35 mm ²	3 x 0,35 mm ²	C5-C6-C7-L7-C9-L9	C4	2 x 0,35 mm ²
PNP-NO	(1)	K15EG34PO	-	-	-
PNP-NC	(1)	K15EG34PC	-	-	-
PNP-SC	(4)	K15EG34PSC	-	-	-
NPN-NO	(2)	K15EG34NO	-	-	-
NPN-NC	(2)	K15EG34NC	-	-	-
NPN-SC	(5)	K15EG34NSC	-	-	-
C.A. NO	(7)	-	K01G32AO	K0132AOC5	K0132AOC4
C.A. NC	(7)	-	K01G32AC	K0132ACC5	K0132ACC4
				K14EG32AO	K14EG32AC

SCHEMI DI COLLEGAMENTO - CONNECTION DIAGRAMS





32 mm diameter smooth and threaded
34 mm diameter smooth and threaded

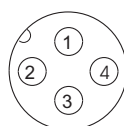
- Amplified D.C. series
- Amplified A.C. series

C.A. Amplificati - A.C. Amplified					
●	●	●	●	●	
3 ÷ 30 mm	3 ÷ 30 mm	3 ÷ 30 mm	4 ÷ 35 mm	4 ÷ 35 mm	
20 ÷ 220 Vac					
-					
15 ÷ 400 mA					
< 6 Vac					
< 2,5 mA					
< 10% della portata nominale - nominal sensing distance					
2 ÷ 15 % Sn					
60 Hz					
No					
Sì - Yes					
-25 ÷ +70 °C					
IP65 (con connettore montato - with connector mounted)					
ABS	Teflon - PTFE		ABS	Teflon - PTFE	
Connettore M12 M12 connector	Cavo 2 m 2 m cable	Connettore M12 M12 connector	Cavo 2 m 2 m cable	Cavo 2 m 2 m cable	
C5-C6-C7-L7-C9-L9	2 x 0,35 mm ²	C5-C6-C7-L7-C9-L9	2 x 0,35 mm ²	2 x 0,35 mm ²	
-	-	-	-	-	
-	-	-	-	-	
-	-	-	-	-	
-	-	-	-	-	
-	-	-	-	-	
-	-	-	-	-	
-	-	-	-	-	
K14E32AOC5	K15EG32AO	K15E32AOC5	K14EG34AO	K15EG34AO	
K14E32ACC5	K15EG32AC	K15E32ACC5	K14EG34AC	K15EG34AC	

SCHEMI DI COLLEGAMENTO - CONNECTION DIAGRAMS

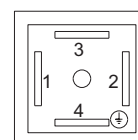


CA/AC



C5-C6-C7-L7-C9-L9 CA/AC

- 1 ~ MARRONE / BROWN
- 2/3 ~ BLU/BLUE
- 4* ⊕ GIALLO-VERDE/
YELLOW-GREEN



C4 CA/AC

- 1 ~ MARRONE / BROWN
- 2/3 ~ BLU/BLUE
- 4 ⊕ GIALLO-VERDE/
YELLOW-GREEN