



# Amplified Inductive Sensors Ø 18



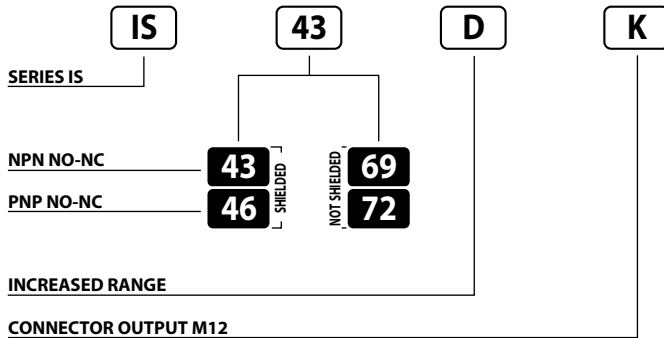
AMPLIFIED INDUCTIVE SENSORS INCREASED RANGE 10÷30 VDC 4 WIRES NPN OR PNP OUTPUT

- Four-wire sensors
- Increased range, shielded, not shielded
- Range, 8mm to 14mm
- Short housing models
- 200mA NPN or PNP
- Operation LED
- Cable or M12 quick connect models

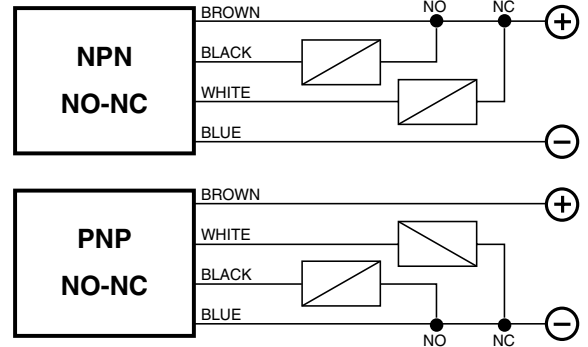
## IS Series



### Identification code



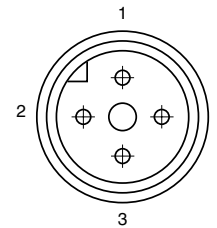
### Wiring diagrams



INCREASED RANGE

	SHIELDED	NOT SHIELDED
NOMINAL SWITCHING DISTANCE (S <sub>n</sub> )	8 mm	14 mm
NOMINAL VOLTAGE	10 ÷ 30 VDC (-15 / +10%)	
RESIDUAL RIPPLE	≤ 10%	
HYSTERESIS	< 10%	
MAX. OUTPUT CURRENT	200 mA	
RESIDUAL CURRENT	< 10 mA	
VOLTAGE DROP (Sensor ON)	< 1.2 V (I = 100 mA)	
OPERATION LED	Yellow	
SWITCHING FREQUENCY	400 Hz	
START UP DELAY	≤ 75 mS	
REPEATABILITY	≤ 3%	
SHORT CIRCUIT PROTECTION	Present (self-resetting)	
ELECTRIC PROTECTIONS	Against polarity reversal - inductive loads	
TEMPERATURE LIMITS	- 25 ÷ +70 °C	
PROTECTION DEGREE	IP 67	
CABLE LENGTH	2 m	
CABLE SECTION	3 x 0,25 mm <sup>2</sup>	
HOUSING MATERIAL	Nickel-plated brass	
WEIGHT - Cable output -	145 g	
WEIGHT - K1 connector output -	-	
WEIGHT - K connector output -	95 g	

### Connection with connector M12 (K)

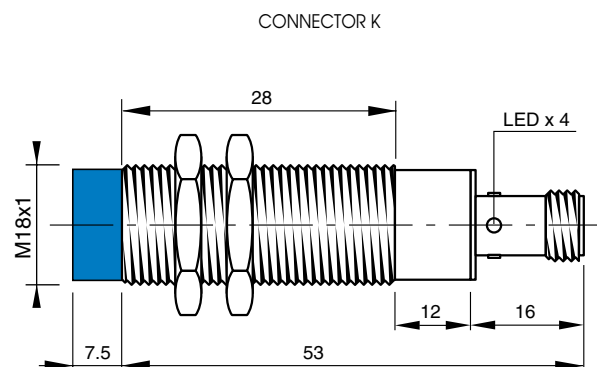
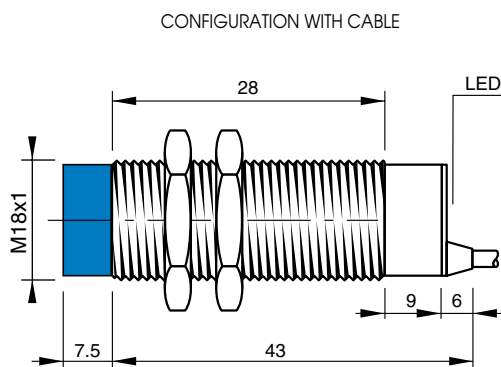


View of quadripole male connector.

### CONTACTS CONFIGURATION

Available	Contacts numbers			
	1	2	3	4
(NO or NC)	+	NC	-	NO

### Dimensions (mm)



Note: the front part in blue refers to not shielded models.