




# Amplified Inductive Sensors Ø 12



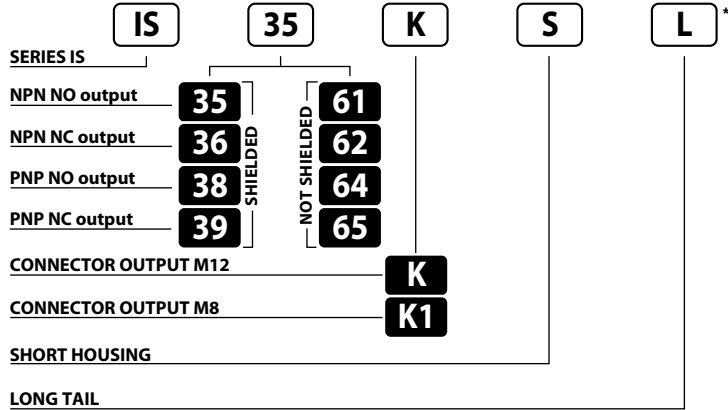
AMPLIFIED INDUCTIVE SENSORS 10÷30 V DC 3 WIRES NPN OR PNP OUTPUT

- Three-wire sensors
- Short housing models
- Cable or M8 and M12 quick connect models
- Operation LED

IS Series



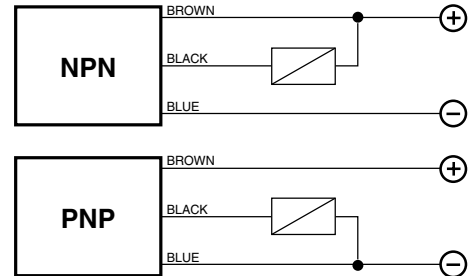
## Identification code



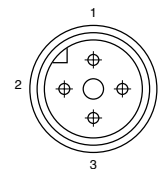
\* Long tail option not available with option "K", "K1" and "S".

	SHIELDED	NOT SHIELDED
NOMINAL SWITCHING DISTANCE (Sn)	2 mm	4 mm
NOMINAL VOLTAGE	10 ÷ 30 VDC (-15 / +10%)	
RESIDUAL RIPPLE	≤ 10%	
HYSTERESIS	< 10%	
MAX. OUTPUT CURRENT	200 mA	
RESIDUAL CURRENT	< 10 mA	
VOLTAGE DROP (Sensor ON)	< 1.8 V (I = 100 mA)	
OPERATION LED	Yellow	
SWITCHING FREQUENCY	1000 Hz	
START UP DELAY	≤ 50 mS	
REPEATABILITY	≤ 3%	
SHORT CIRCUIT PROTECTION	Present (self-resetting)	
ELECTRIC PROTECTIONS	Against polarity reversal - inductive loads	
TEMPERATURE LIMITS	- 25 ÷ +60 °C	
PROTECTION DEGREE	IP 67	
CABLE LENGTH	2 m	
CABLE SECTION	3 x 0,25 mm <sup>2</sup>	
HOUSING MATERIAL	Nickel-plated brass	
WEIGHT - Cable output -	110 g	
WEIGHT - K1 connector output -	60 g	
WEIGHT - K connector output -	60 g	

## Wiring diagrams



## Connection with connector M12 (K)

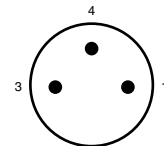


View of quadripole male connector.

### CONTACTS CONFIGURATION

Available	Contacts numbers			
	1	2	3	4
(NO or NC)	+		-	NO/NC

## Connection with connector M8 (K1)

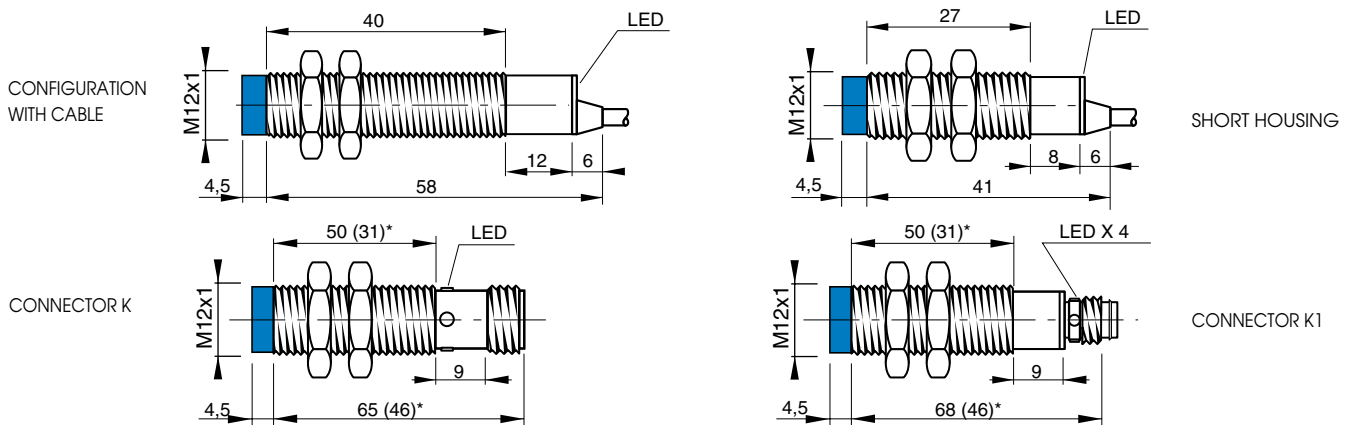


View of tripole male connector.

### CONTACTS CONFIGURATION

Available	Contacts numbers		
	1	3	4
(NO or NC)	+	-	NO/NC

## Dimensions (mm)



(\*) The dimensions into brackets refer to short housing models  
**Note:** the front part in blue refers to not shielded models.