



Inductive Sensors Ø 8



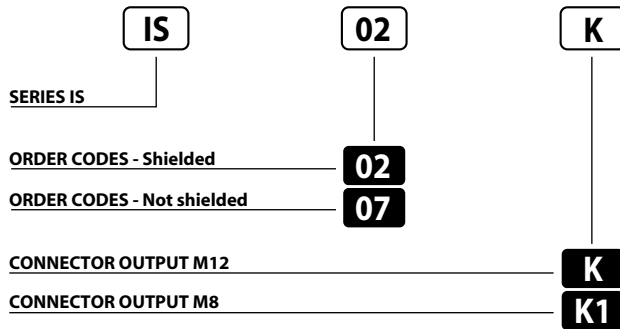
INDUCTIVE SENSORS CONFORMING TO NAMUR RULES

- Two-wire sensors
- 5-24 VDC input
- Shielded versions up to 1 mm
- Not shielded versions up to 2 mm
- Cable or M8 and M12 quick connect models

IS Series

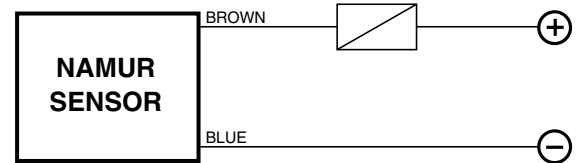


Identification code

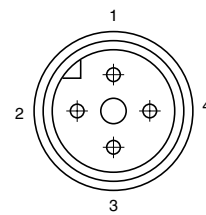


	SHIELDED	NOT SHIELDED
NOMINAL SWITCHING DISTANCE (Sn)	1 mm	2 mm
NOMINAL VOLTAGE (Load resistance 1 K)	7.7 ÷ 9 V DC	
DC SUPPLY VOLTAGE	5 ÷ 24 V DC	
RESIDUAL RIPPLE	≤ 10%	
HYSTERESIS	≤ 10%	
OUTPUT CURRENT (Metal present)	≤ 1 mA	
OUTPUT CURRENT (Metal absent)	≤ 3 mA	
SWITCHING FREQUENCY	2000 Hz	
REPEATABILITY	≤ 3%	
TEMPERATURE LIMITS	-25 ÷ +60 °C	
PROTECTION DEGREE	IP 67	
CABLE LENGTH	2 m	
CABLE SECTION	2 x 0.25 mm ²	
HOUSING MATERIAL	Nickel-plated brass	
WEIGHT - Cable output -	80 g	
WEIGHT - K1 connector output -	35 g	
WEIGHT - K connector output -	55 g	

Wiring diagrams



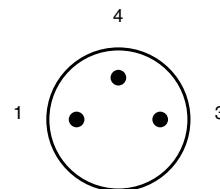
Connection with connector M12 (K)



CONTACTS CONFIGURATION

Available	Contacts numbers			
	1	2	3	4
NAMUR	+		-	

Connection with connector M8 (K1)

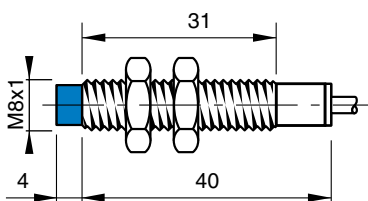


CONTACTS CONFIGURATION

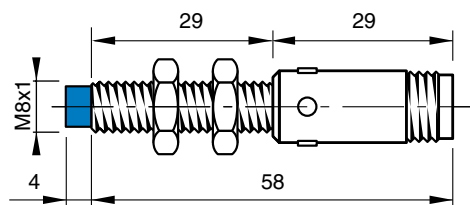
Available	Contacts numbers		
	1	3	4
NAMUR	+	-	

Dimensions (mm)

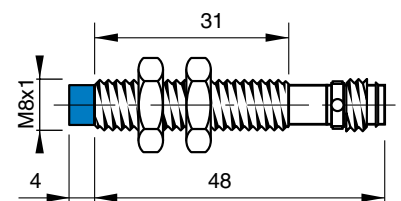
CONFIGURATION WITH CABLE



CONFIGURATION WITH CONNECTOR K



CONFIGURATION WITH CONNECTOR K1



Note: the front part in blue refers to not shielded models