


# Thru Beam Photoelectric Sensors



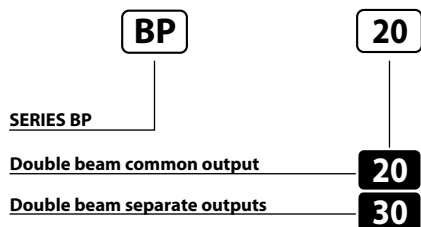
THRU BEAM PH. SENSORS BP 20-30 FOR AUTOMATIC DOORS WITH TIMER RELAY OUTPUT DOUBLE BEAM

- Double beam thru beam sensors-single or dual channel
- 1A relay SPDT
- 1 Sec OFF delay timer, selectable
- 12-24 AC/DC input
- Sensitivity adjustment
- 6 m long integral cables

**BP Series**



## Identification code

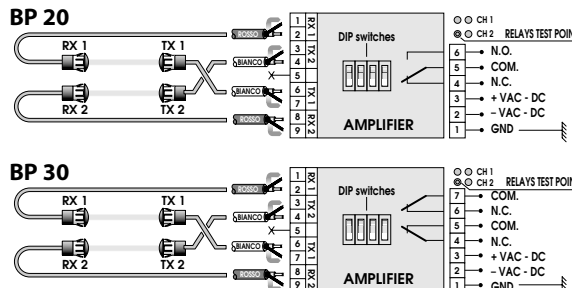


**Note:** Each package includes two pairs of projectors.

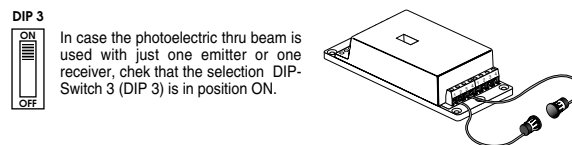
AVAILABLE	DOUBLE BEAM SELECTION
SWITCHING DISTANCE (+/- 20%)	<b>0.3 ÷ 10 m</b>
EMISSION	Infrared (875 nm)
NOMINAL VOLTAGE	12 ÷ 24 V AC DC ± (-15 / +10%)
FREQUENCY	50 ÷ 60 Hz
OUTPUT	2 Relay UNI 8612 norms
N° OF OPERATIONS	Mec. = 5x10 <sup>6</sup> ops min. - Elect. = 3x10 <sup>5</sup> ops min; (1A 28VDC) 1x10 <sup>5</sup> ops min. (0.5A 120VAC)
MAX OUTPUT CURRENT	1A 28 VDC - 0.5A 120 VAC (28W 60V A)
ABSORPTION	80 mA
YELLOW LED	Output and activated thru beam indicator
GREEN LED	Supply indicator
SWITCHING FREQUENCY	5 Hz
START UP DELAY	≤ 300 mS
TEMPERATURE LIMITS	-20 ÷ +60°C
LIGHT IMMUNITY	> 5000 Lux <sup>(1)</sup>
PROTECTION DEGREE Amplifiers	IP 50
PROTECTION DEGREE Projectors	IP 65
CONNECTIONS	with connectors
HOUSING MATERIAL Amplifiers	ABS
HOUSING MATERIAL Projectors	Body - Lenses: methacrylate
WEIGHT (Approximately)	430 g

<sup>(1)</sup> Determined with halogen tungsten lamp 3000° K.

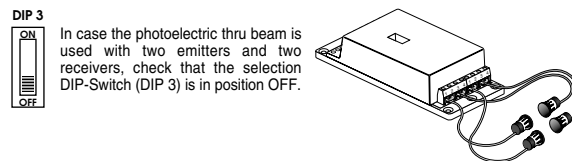
## Wiring diagrams



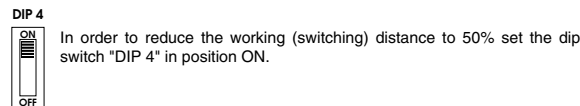
## One beam selection



## Double beam selection

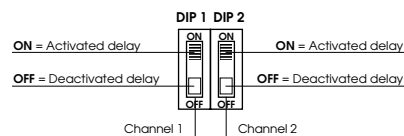


## Reduced working distance (BP20 mod.)



## Delay at sensor deactivation

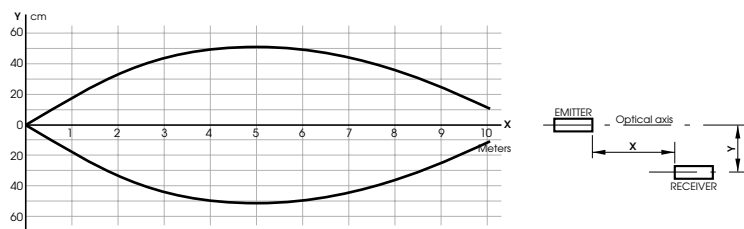
Operating on the suitable DIP-Switches it is possible to select on each channel a delay to the sensor deactivation, it permits to keep the sensor excited for about 1 second once the obstacle has passed the active area. Regulating the DIP-Switches (DIP 1 and DIP 2) in position ON, the delay is activated.



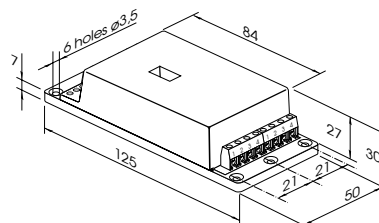
## Important warning

The thru beam photoelectric sensor can be used as a sensor to detect the presence of an obstacle if the sensing beam gets interrupted. In no case this device can substituted the obligatory safety devices that must be applied on all dangerous equipments.

## Characteristics curve



## Amplifier dimensions (mm)



## Projector dimensions (mm)

